



### Features

- Interchangeable AC plugs (plug kit sold sperately)
- Universal AC input / Full range
- No load power consumption < 0.075W
- **Energy efficiency Level VI**
- Comply with EISA 2007/DoE, EU ErP and meet CoC version 5
- Class II power (without earth pin)
- Protections: Short circuit / Overload / Over voltage
- Pass LPS
- -30 ~ +70°C wide range working temperature
- Fully enclosed plastic case
- LED indicator for power on
- [Various DC plug quick adapter accessory available](#)  
(Plug kit sold sperately, please refer to : [https://www.meanwell.com/upload/pdf/DC\\_plug.pdf](https://www.meanwell.com/upload/pdf/DC_plug.pdf))
- 2 years warranty

### Applications

- Consumer electronic devices
- Telecommunication devices
- Office facilities
- Industrial equipments

### GTIN CODE

MW Search : <https://www.meanwell.com/serviceGTIN.aspx>

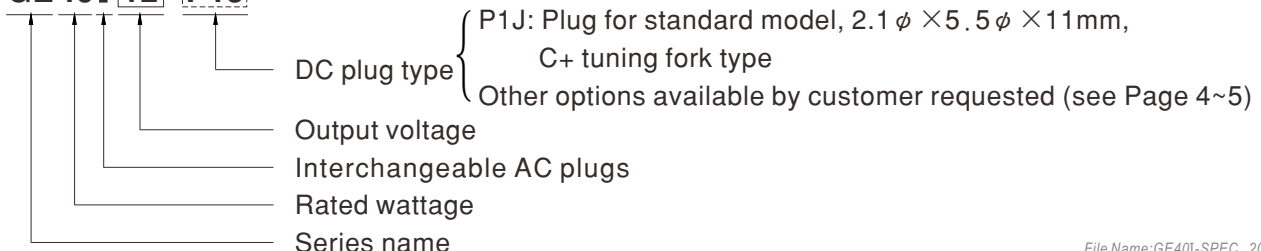
### Description

GE40I is a highly reliable, 40W wall-mounted style single-output green adaptor series, which is compact and convenient for carry. This product is equipped with an interchangeable AC plug (4 types, including European type, USA type, U.K. type and Australian type) that makes it very suitable for businessmen to use in the major countries around the globe. GE40I is a class II power unit (without FG), accepting the input range from 90VAC to 264VAC that it can satisfy the demands for various types of electrical devices.

With the working efficiency up to 89% and the extremely low no-load power consumption below 0.075W, GE40I is compliant with the latest USA energy regulation EISA 2007/DoE(Level VI) and EU ErP. The supreme feature allows the adaptor to save the energy when it is under either the operating mode or the standby mode. The entire series is approved for international safety regulations; moreover, it adopts the 94V-0 flame retardant plastic case that it can effectively prevent users from electric hazard.

### Model Encoding

GE40I 12 -P1J



Interchangeable AC plug specifically for GE12/18/24/30/40I

TYPE					
	Australian type	U.K type	European type	US type	Mix four type
ORDER NO.	AC plug-AU3 (for GE40 only)	AC plug-UK (for GE12/18/24/30/40)	AC plug-EU (for GE12/18/24/30/40)	AC plug-US (for GE12/18/24/30/40)	AC plug-MIX3 (for GE40 only)

Note: Please be aware that Australian type AC plug of GE40 Series CANNOT be used on GE12-GE30 series. However, UK, European, and US type AC plug doesn't have such concern. Order NO. of Mix four type to GE40 is AC plug-MIX3, please DO NOT order AC plug-MIX.

SPECIFICATION

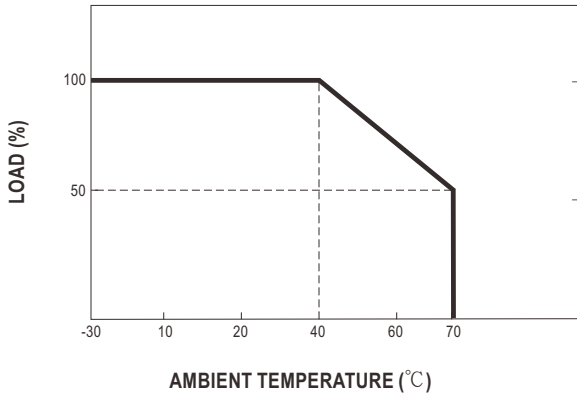
POWER SUPPLY MAIN BODY ORDER NO.	GE40I05-P1J	GE40I07-P1J	GE40I09-P1J	GE40I12-P1J	GE40I15-P1J	GE40I18-P1J	GE40I24-P1J	GE40I36-P1J	GE40I48-P1J		
OUTPUT	SAFETY MODEL NO.	GE40I05	GE40I07	GE40I09	GE40I12	GE40I15	GE40I18	GE40I24	GE40I36	GE40I48	
	DC VOLTAGE <small>Note.2</small>	5V	7.5V	9V	12V	15V	18V	24V	36V	48V	
	RATED CURRENT	4A	2.66A	3.3A	3.3A	2.7A	2.2A	1.67A	1.11A	0.83A	
	CURRENT RANGE	0 ~ 4A	0 ~ 2.66A	0 ~ 3.3A	0 ~ 3.3A	0 ~ 2.7A	0 ~ 2.2A	0 ~ 1.67A	0 ~ 1.11A	0 ~ 0.83A	
	RATED POWER (max.)	20W	20W	29.7W	39.6W	40.5W	39.6W	40W	40W	40W	
	RIPPLE & NOISE (max.) <small>Note.3</small>	100mVp-p	100mVp-p	100mVp-p	120mVp-p	150mVp-p	180mVp-p	240mVp-p	300mVp-p	300mVp-p	
	VOLTAGE TOLERANCE <small>Note.4</small>	±5.0%	±3.0%	±3.0%	±3.0%	±3.0%	±3.0%	±3.0%	±3.0%	±3.0%	
	LINE REGULATION <small>Note.5</small>	±1.0%	±1.0%	±1.0%	±1.0%	±1.0%	±1.0%	±1.0%	±1.0%	±1.0%	
LOAD REGULATION <small>Note.6</small>	±5.0%	±3.0%	±3.0%	±3.0%	±3.0%	±3.0%	±3.0%	±3.0%	±3.0%		
SETUP, RISE, HOLD UP TIME	3000ms, 40ms, 12ms / 230VAC      3000ms, 40ms, 12ms / 115VAC at full load										
INPUT	VOLTAGE RANGE <small>Note.7</small>	90 ~ 264VAC		135 ~ 370VDC							
	FREQUENCY RANGE	47 ~ 63Hz									
	EFFICIENCY (Typ.)	81%	85%	86%	87%	87%	88%	88%	89%	89%	
	AC CURRENT	1A / 100VAC		0.5A / 230VAC							
	INRUSH CURRENT (max.)	COLD START 35A / 100VAC		70A / 230VAC							
LEAKAGE CURRENT (max.)	0.25mA / 240VAC										
PROTECTION	OVERLOAD	110% ~ 200% rated output power Protection type : Hiccup mode, recovers automatically after fault condition is removed									
	OVER VOLTAGE	115% ~ 135% rated output voltage Protection type : Clamp by zener diode									
ENVIRONMENT	WORKING TEMP.	-30 ~ +70°C (Refer to "Derating Curve")									
	WORKING HUMIDITY	20% ~ 90% RH non-condensing									
	STORAGE TEMP., HUMIDITY	-20 ~ +85°C, 10 ~ 95% RH									
	TEMP. COEFFICIENT	±0.03% / °C (0 ~ 40°C)									
VIBRATION	10 ~ 500Hz, 2G 10min./1cycle, period for 60min. each along X, Y, Z axes										
SAFETY & EMC <small>(Note. 8)</small>	SAFETY STANDARDS	UL62368-1, CSA C22.2 NO. 62368-1, TUV BS EN/EN62368-1, AS/NZS 60950.1, CCC GB4943.1, EAC TP TC 004 approved									
	WITHSTAND VOLTAGE	I/P-O/P:4242VDC									
	ISOLATION RESISTANCE	I/P-O/P:100M Ohms / 500VDC / 25°C / 70% RH									
	EMC EMISSION	Parameter	Standard					Test Level / Note			
		Conducted emission	BS EN/EN55032(CISPR32)					Class B			
	Radiated emission	BS EN/EN55032(CISPR32)					Class B				
	EMC IMMUNITY	Parameter	Standard					Test Level / Note			
		ESD	BS EN/EN61000-4-2					Level 3, 8KV air; Level 2, 4KV contact			
		RF field susceptibility	BS EN/EN61000-4-3					Level 2, 3V/m			
		EFT bursts	BS EN/EN61000-4-4					Level 2, 1KV			
Surge susceptibility		BS EN/EN61000-4-5					Level 3, 1KV/L-N				
Conducted susceptibility		BS EN/EN61000-4-6					Level 2, 3V				
Magnetic field immunity		BS EN/EN61000-4-8					Level 1, 1A/m				
Voltage dips , interruption	BS EN/EN61000-4-11					>95% dip 0. 5 periods, 30% dip 25 periods, >95% interruptions 250 periods					
OTHERS	LIFE	2 years : 100% load 40°C, 8 hours / day									
	MTBF	100Khrs min. MIL-HDBK-217F (25°C)									
	DIMENSION	94*48.4*40mm (L*W*H)									
	PACKING	200g ; 50pcs / 12kg / CARTON									
DC OUTPUT CONNECTOR	PLUG	See page 4~5 ; Other type available by customer requested									
	CABLE	See page 4~5 ; Other type available by customer requested									

**NOTE**

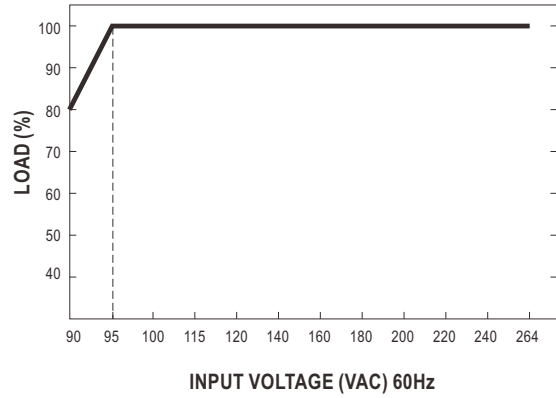
- All parameters are specified at 230VAC input, rated load, 25°C 70% RH ambient.
- DC voltage: The output voltage set at point measure by plug terminal & 50% load.
- Ripple & noise are measured at 20MHz by using a 12" twisted pair terminated with a 0.1uf & 47uf capacitor.
- Tolerance: includes set up tolerance, line regulation, load regulation.
- Line regulation is measured from low line to high line at rated load.
- Load regulation is measured from 10% to 100% rated load
- Derating may be needed under low input voltage. Please check the derating curve for more details.
- The power supply is considered as an independent unit, but the final equipment still need to re-confirm that the whole system complies with the EMC directives. For guidance on how to perform these EMC tests, please refer to "EMI testing of component power supplies." (as available on <http://www.meanwell.com>)
- Main body unit and AC inlet plug should be ordered separately ; it needs to be used along with any of the AC inlet plug.
- Please be aware that Australian type AC plug of GE40 Series CANNOT be used on GE12-GE30 series. However, UK, European, and US type AC plug doesn't have such concern. Order no. of Mix four type to GE40 is AC plug-MIX3, please DO NOT order AC plug-MIX.

※ Product Liability Disclaimer : For detailed information, please refer to <https://www.meanwell.com/serviceDisclaimer.aspx>

Derating Curve

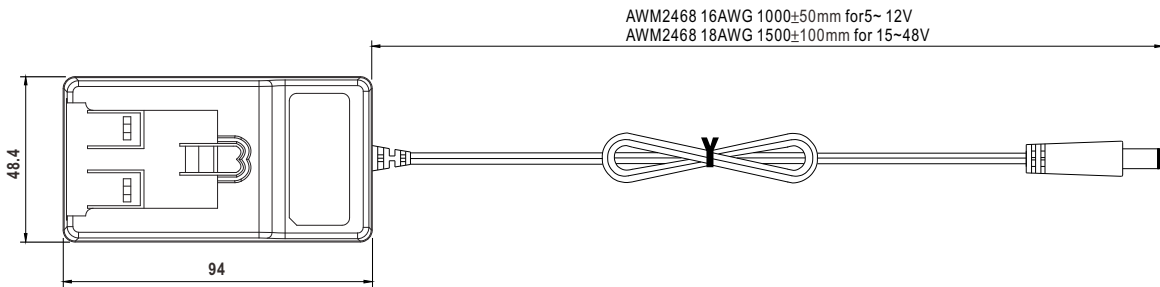
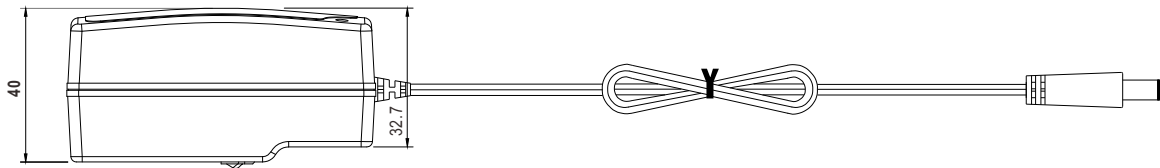


Static Characteristics



Mechanical Specification

Unit:mm



■ DC output plug

◎ Standard plug: P1J

Unit:mm

P1J	Pin Assignment
	Outside   Inside

◎ DC plug changeable through:

- (1) Customization of the standard part with an optional DC plug according to the table (MOQ applicable)
- (2) Quick adapter accessory (sold separately without MOQ)

Please refer to below table and online selection guide : [https://www.meanwell.com/upload/pdf/DC\\_plug.pdf](https://www.meanwell.com/upload/pdf/DC_plug.pdf)

Example quick adapter accessory:



◎ Optional DC plug: (Available in customized cable or quick adapter)

Tuning Fork Style		Type No.	A	B	C	Quick Adapter Accessory		
			OD	ID	L			
		P1I	5.5	2.1	9.5	Available (Current rating: 7.5A max.)		
		P1L	5.5	2.5	9.5			
		P1M	5.5	2.5	11.0			
		P1IR	5.5	2.1	9.5			
		P1JR	5.5	2.1	11.0			
		P1LR	5.5	2.5	9.5			
		P1MR	5.5	2.5	11.0			
Barrel Style		Type No.	A	B	C	None		
			OD	ID	L			
		P2I	5.5	2.1	9.5			
		P2J	5.5	2.1	11.0			
		P2L	5.5	2.5	9.5			
		P2M	5.5	2.5	11.0			
		P2IR	5.5	2.1	9.5			
		P2JR	5.5	2.1	11.0			
		P2LR	5.5	2.5	9.5			
		P2MR	5.5	2.5	11.0			
		Lock Style		Type No.	A	B	C	None
					OD	ID	L	
		P2S(S761K)	5.53	2.03	12.06			
		P2K(761K)	5.53	2.54	12.06			
		P2C(S760K)	5.53	2.03	9.52			
		P2D(760K)	5.53	2.54	9.52			
		SWITCHCRAFT original or equivalent						
Min. Pin Style		Type No.	A	B	C	Available (Current rating: 5A max.)		
			OD	ID	L			
		P3A	2.35	0.7	11.0			
		P3B	4.0	1.7	11.0			
		P3C	4.75	1.7	11.0			
		EIAJ equivalent						

Center Pin Style	Type No.	A	B	C	D	Quick Adapter Accessory
		OD	ID	L	Center Pin	
	P4A	5.5	3.4	11.0	1.0	Available (Current rating: 7.5A max.)
	P4B	6.5	4.4	11.0	1.4	
	P4C	7.4	5.1	11.0	0.6	
Min. DIN 3 Pin with Lock (male)	Type No.	Pin Assignment				
	R6B	PIN No.	Output			
		1	+Vo			
		2	-Vo			
		3	+Vo			
Min. DIN 4 Pin with Lock (male)	Type No.	Pin Assignment				
	R7B	PIN No.	Output			
		1	+Vo			
		2	-Vo			
		3	-Vo			
		4	+Vo			
Stripped and tinned leads	Type No.	Pin Assignment				
<p>Length of Land L1 by request (MW's standard length, L: <u>25</u> mm, L1: <u>10</u> mm)</p>	by customer	PIN No.	Output			
		1 (Ribbed)	+Vo			
		2 (Letter)	-Vo			

**■ Installation Manual**

Please refer to : <http://www.meanwell.com/manual.html>