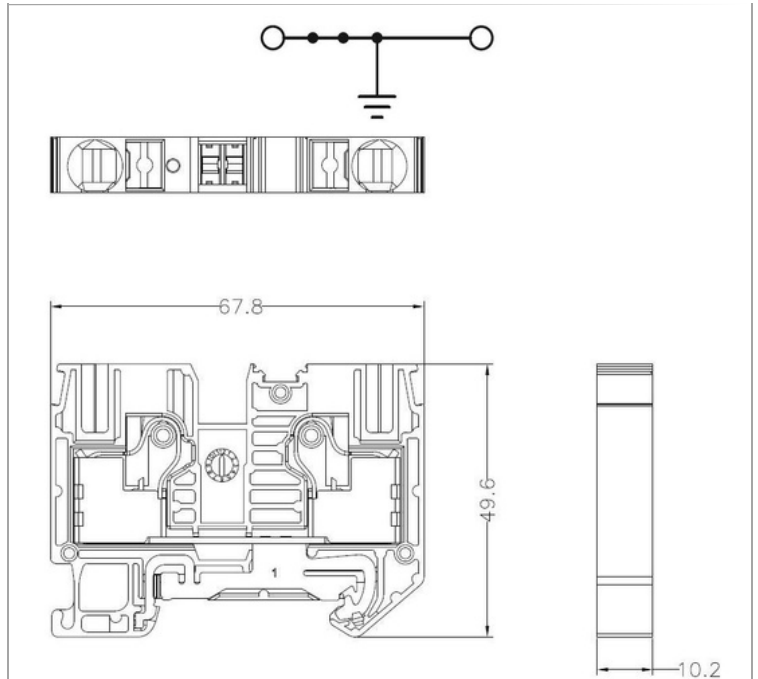



DPT10-PE

RoHS
Compliant




Product Description

Standards and Regulations

IEC Connection data (60947-7-2) 	
Nominal voltage UN	1000V
mm ² /AWG/kcmil	0.5 ~10.0

UL Recognized	
B	
Nominal voltage UN	600V
mm ² /AWG/kcmil	20~6
C	
Nominal voltage UN	600V
mm ² /AWG/kcmil	20~6

cUL Recognized 	
B	
Nominal voltage UN	600V
mm ² /AWG/kcmil	20~6
C	
Nominal voltage UN	600V
mm ² /AWG/kcmil	20~6

Key Commercial Data

Packing unit	1 PCS
MOQ Minimum order quantity	50PCS
Weight per Piece (excluding packing)	33.86g
Country of origin	CN



Material information

Insulating material	PA66
UL 94 Flammability rating according to UL	V0
Colour	
Continuous operating temp., max.	105°C
Continuous operating temp., min.	-40°C

Dimensions

Width	67.8mm
Length	10.2mm
Height	49.6mm
Height NS 35/7,5	50.4mm
Height NS 35/15	57.9mm

General information

Number of connections	2
Potentials	1
Nominal cross section	10.2mm
Installation Advice	Rail Mounting
Area of application	
Type of mounting	TS35/7.5 TS35/15
Rated surge voltage	8 Kv
Degree of pollution	3
Overvoltage category	III
Insulating material group	I
Open side panel	yes
Back of the hand protection	guaranteed
Finger protection	guaranteed

Connection data

Connection	1
Connection method	Push in
Stripping length	18mm
For the wire end ferrules H1/10 and H1.5/10 of stripping length is to apply.	19mm
Solid conductor(mm ²)	0.5 mm ² ~10.0mm ²
Solid conductor (AWG)	20~6AWG
Fine-stranded conductor(mm ²)	0.5 mm ² ~10.0mm ²
Fine-stranded conductor (AWG)	20~6AWG
Wire connection cross-section, stranded conductor with wire- end ferrules DIN 46228/1	0.5 mm ² ~10.0mm ²
Wire connection cross-section, stranded conductor with wire- end ferrules DIN 46228/4	0.5 mm ² ~10.0mm ²
Blade size	0.4 x 6.5 mm