



■ **Features**

- Interchangeable AC plugs (plug kit sold sperately)
- Universal AC input / Full range
- No load power consumption < 0.075W
- **Energy efficiency Level VI**
- Comply with EISA 2007/DoE, EU ErP
- Class II power (without earth pin)
- Protections: Short circuit / Overload / Over voltage
- Pass LPS
- Fully enclosed plastic case
- LED indicator for power on
- Various DC plug quick adapter accessory available  
(Plug kit sold sperately, please refer to : [https://www.meanwell.com/upload/pdf/DC\\_plug.pdf](https://www.meanwell.com/upload/pdf/DC_plug.pdf))
- 2 years warranty

■ **Applications**

- Consumer electronic devices
- Telecommunication devices
- Office facilities
- Industrial equipments

■ **GTIN CODE**

MW Search : <https://www.meanwell.com/serviceGTIN.aspx>

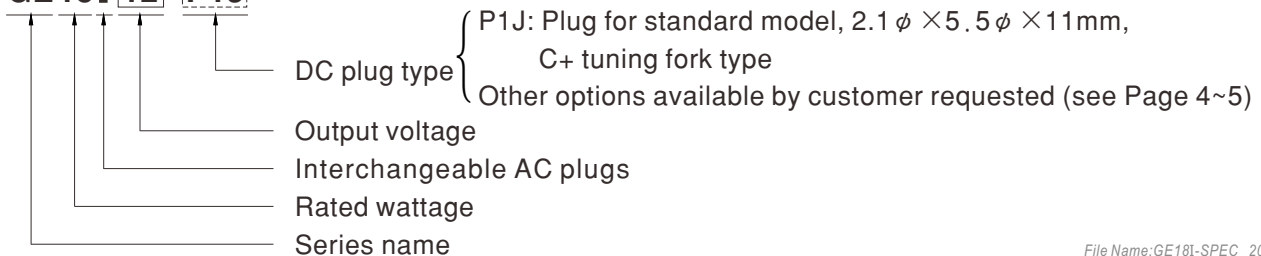
■ **Description**

GE18I is a highly reliable, 18W wall-mounted style single-output green adaptor series, which is compact and convenient for carry. This product is equipped with an interchangeable AC plug (4 types, including European type, USA type, U.K. type and Australian type) that makes it very suitable for businessmen to use in the major countries around the globe. GE18I is a class II power unit (without FG), accepting the input range from 90VAC to 264VAC that it can satisfy the demands for various types of electrical devices.

With the working efficiency up to 87% and the extremely low no-load power consumption below 0.075W, GE18I is compliant with the latest USA energy regulation EISA 2007/DoE(Level VI) and EU ErP. The supreme feature allows the adaptor to save the energy when it is under either the operating mode or the standby mode. The entire series is approved for international safety regulations; moreover, it adopts the 94V-0 flame retardant plastic case that it can effectively prevent users from electric hazard.

■ **Model Encoding**

GE18I 12 -P1J



Interchangeable AC plug specifically for GE12/18/24/30/40I

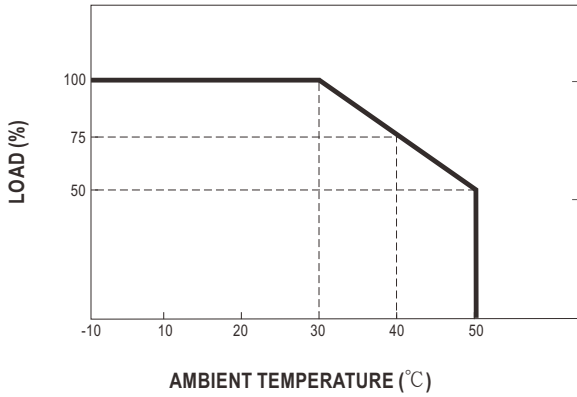
TYPE					
	Australian type	U.K type	European type	US type	Mix four type
ORDER NO.	AC plug-AU	AC plug-UK	AC plug-EU	AC plug-US	AC plug-MIX

SPECIFICATION

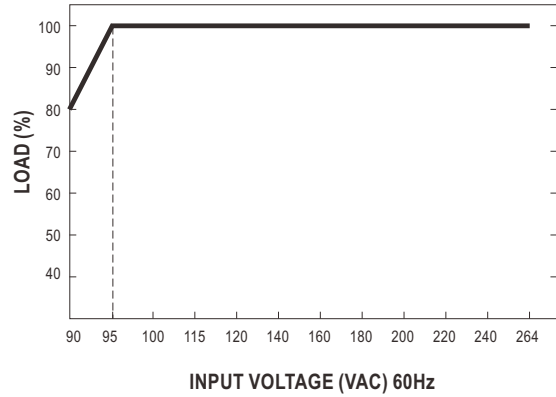
POWER SUPPLY MAIN BODY ORDER NO.	GE18I05-P1J	GE18I07-P1J	GE18I09-P1J	GE18I12-P1J	GE18I15-P1J	GE18I18-P1J	GE18I24-P1J	GE18I48-P1J		
OUTPUT	SAFETY MODEL NO.	GE18I05	GE18I07	GE18I09	GE18I12	GE18I15	GE18I18	GE18I24	GE18I48	
	DC VOLTAGE <small>Note.2</small>	5V	7.5V	9V	12V	15V	18V	24V	48V	
	RATED CURRENT	2.4A	1.73A	2.0A	1.5A	1.2A	1.0A	0.75A	0.375A	
	CURRENT RANGE	0 ~ 2.4A	0 ~ 1.73A	0 ~ 2.0A	0 ~ 1.5A	0 ~ 1.2A	0 ~ 1.0A	0 ~ 0.75A	0 ~ 0.375A	
	RATED POWER (max.)	12W	13W	18W	18W	18W	18W	18W	18W	
	RIPPLE & NOISE (max.) <small>Note.3</small>	50mVp-p	75mVp-p	100mVp-p	120mVp-p	150mVp-p	180mVp-p	240mVp-p	300mVp-p	
	VOLTAGE TOLERANCE <small>Note.4</small>	±5.0%	±5.0%	±5.0%	±3.0%	±3.0%	±3.0%	±3.0%	±3.0%	
	LINE REGULATION <small>Note.5</small>	±1.0%	±1.0%	±1.0%	±1.0%	±1.0%	±1.0%	±1.0%	±1.0%	
	LOAD REGULATION <small>Note.6</small>	±5.0%	±5.0%	±5.0%	±3.0%	±3.0%	±3.0%	±3.0%	±3.0%	
	SETUP, RISE, HOLD UP TIME	4000ms, 100ms, 30ms / 230VAC		4000ms, 100ms, 10ms / 115VAC at full load						
INPUT	VOLTAGE RANGE <small>Note.7</small>	90 ~ 264VAC		135 ~ 370VDC						
	FREQUENCY RANGE	47 ~ 63Hz								
	EFFICIENCY (Typ.)	80.5%	82.5%	85%	86%	86.5%	87%	87%	87%	
	AC CURRENT	0.7A / 100VAC		0.4A / 230VAC						
	INRUSH CURRENT (max.)	COLD START 40A / 100VAC		80A / 230VAC						
PROTECTION	LEAKAGE CURRENT (max.)	0.25mA / 240VAC								
	OVERLOAD	110% ~ 200% rated output power Protection type : Hiccup mode, recovers automatically after fault condition is removed								
	OVER VOLTAGE	115% ~ 135% rated output voltage Protection type : Clamp by zener diode								
ENVIRONMENT	WORKING TEMP.	-10 ~ +50°C (Refer to "Derating Curve")								
	WORKING HUMIDITY	20% ~ 90% RH non-condensing								
	STORAGE TEMP., HUMIDITY	-20 ~ +85°C, 10 ~ 95% RH								
	TEMP. COEFFICIENT	±0.03% / °C (0 ~ 30°C)								
	VIBRATION	10 ~ 500Hz, 2G 10min./1cycle, period for 60min. each along X, Y, Z axes								
SAFETY & EMC (Note. 8)	SAFETY STANDARDS	UL62368-1, CSA C22.2 NO. 62368-1, TUV BS EN/EN62368-1, AS/NZS 60950.1, CCC GB4943, EAC TP TC 004 approved								
	WITHSTAND VOLTAGE	I/P-O/P:4242VDC								
	ISOLATION RESISTANCE	I/P-O/P:100M Ohms / 500VDC / 25°C / 70% RH								
	EMC EMISSION	Parameter	Standard					Test Level / Note		
		Conducted emission	BS EN/EN55032(CISPR32)					Class B		
	Radiated emission	BS EN/EN55032(CISPR32)					Class B			
	EMC IMMUNITY	Parameter	Standard					Test Level / Note		
		ESD	BS EN/EN61000-4-2					Level 3, 8KV air; Level 2, 4KV contact		
		RF field susceptibility	BS EN/EN61000-4-3					Level 2, 3V/m		
		EFT bursts	BS EN/EN61000-4-4					Level 2, 1KV		
Surge susceptibility		BS EN/EN61000-4-5					Level 3, 1KV/L-N			
Conducted susceptibility		BS EN/EN61000-4-6					Level 2, 3V			
Magnetic field immunity		BS EN/EN61000-4-8					Level 1, 1A/m			
Voltage dips , interruption	BS EN/EN61000-4-11					>95% dip 0. 5 periods, 30% dip 25 periods, >95% interruptions 250 periods				
OTHERS	LIFE	2 years : 100% load 30°C, 8 hours / day								
	MTBF	100Khrs min. MIL-HDBK-217F (25°C)								
	DIMENSION	81*43*40.5mm (L*W*H)								
	PACKING	134g ; 50pcs / 8.4kg / CARTON								
DC OUTPUT CONNECTOR	PLUG	See page 4~5 ; Other type available by customer requested								
	CABLE	See page 4~5 ; Other type available by customer requested								

NOTE	1.All parameters are specified at 230VAC input, rated load, 25°C 70% RH ambient.
	2.DC voltage: The output voltage set at point measure by plug terminal & 50% load.
	3.Ripple & noise are measured at 20MHz by using a 12" twisted pair terminated with a 0.1uf & 47uf capacitor.
	4.Tolerance: includes set up tolerance, line regulation, load regulation.
	5.Line regulation is measured from low line to high line at rated load.
	6.Load regulation is measured from 10% to 100% rated load
	7.Derating may be needed under low input voltage. Please check the derating curve for more details.
	8.The power supply is considered as an independent unit, but the final equipment still need to re-confirm that the whole system complies with the EMC directives. For guidance on how to perform these EMC tests, please refer to "EMI testing of component power supplies." (as available on <a href="http://www.meanwell.com">http://www.meanwell.com</a> )
	9.Main body unit and AC inlet plug should be ordered separately ; it needs to be used along with any of the AC inlet plug. ※ Product Liability Disclaimer : For detailed information, please refer to <a href="https://www.meanwell.com/serviceDisclaimer.aspx">https://www.meanwell.com/serviceDisclaimer.aspx</a>

Derating Curve

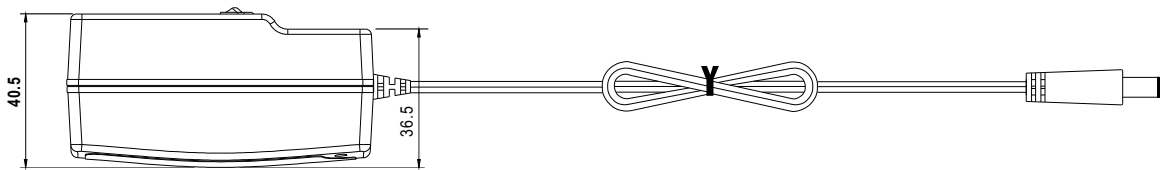


Static Characteristics

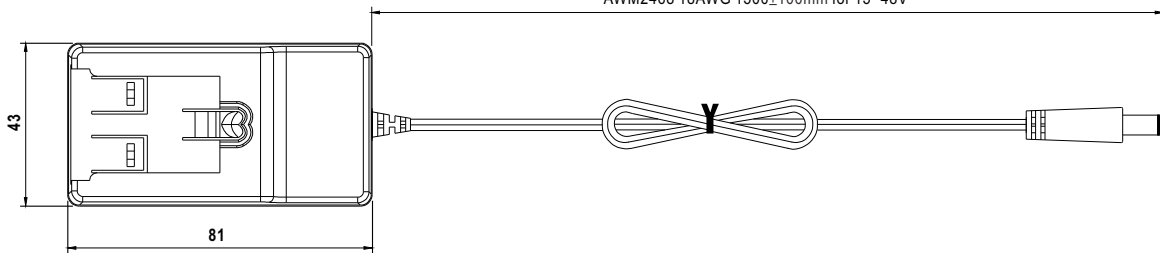


Mechanical Specification

Unit:mm



AWM2468 16AWG 1000±50mm for 5-12V  
 AWM2468 18AWG 1500±100mm for 15-48V



■ DC output plug

◎ Standard plug: P1J

Unit:mm

P1J	Pin Assignment
	Outside   Inside

◎ DC plug changeable through:

- (1) Customization of the standard part with an optional DC plug according to the table (MOQ applicable)
- (2) Quick adapter accessory (sold separately without MOQ)

Please refer to below table and online selection guide : [https://www.meanwell.com/upload/pdf/DC\\_plug.pdf](https://www.meanwell.com/upload/pdf/DC_plug.pdf)

Example quick adapter accessory:



◎ Optional DC plug: (Available in customized cable or quick adapter)

Tuning Fork Style		Type No.	A	B	C	Quick Adapter Accessory		
			OD	ID	L			
		P1I	5.5	2.1	9.5	Available (Current rating: 7.5A max.)		
		P1L	5.5	2.5	9.5			
		P1M	5.5	2.5	11.0			
		P1IR	5.5	2.1	9.5			
		P1JR	5.5	2.1	11.0			
		P1LR	5.5	2.5	9.5			
		P1MR	5.5	2.5	11.0			
Barrel Style		Type No.	A	B	C	None		
			OD	ID	L			
		P2I	5.5	2.1	9.5			
		P2J	5.5	2.1	11.0			
		P2L	5.5	2.5	9.5			
		P2M	5.5	2.5	11.0			
		P2IR	5.5	2.1	9.5			
		P2JR	5.5	2.1	11.0			
		P2LR	5.5	2.5	9.5			
		P2MR	5.5	2.5	11.0			
		Lock Style		Type No.	A	B	C	None
					OD	ID	L	
		P2S(S761K)	5.53	2.03	12.06			
		P2K(761K)	5.53	2.54	12.06			
		P2C(S760K)	5.53	2.03	9.52			
		P2D(760K)	5.53	2.54	9.52			
SWITCHCRAFT original or equivalent								
Min. Pin Style		Type No.	A	B	C	Available (Current rating: 5A max.)		
			OD	ID	L			
		P3A	2.35	0.7	11.0			
		P3B	4.0	1.7	11.0			
		P3C	4.75	1.7	11.0			
EIAJ equivalent								

Center Pin Style	Type No.	A	B	C	D	Quick Adapter Accessory
		OD	ID	L	Center Pin	
	P4A	5.5	3.4	11.0	1.0	Available (Current rating: 7.5A max.)
	P4B	6.5	4.4	11.0	1.4	
	P4C	7.4	5.1	11.0	0.6	
Min. DIN 3 Pin with Lock (male)	Type No.	Pin Assignment				
	R6B	PIN No.	Output			
		1	+Vo			
		2	-Vo			
		3	+Vo			
Min. DIN 4 Pin with Lock (male)	Type No.	Pin Assignment				
	R7B	PIN No.	Output			
		1	+Vo			
		2	-Vo			
		3	-Vo			
		4	+Vo			
Stripped and tinned leads	Type No.	Pin Assignment				
<p>Length of Land L1 by request (MW's standard length, L: <u>25</u> mm, L1: <u>10</u> mm)</p>	by customer	PIN No.	Output			
		1 (Ribbed)	+Vo			
		2 (Letter)	-Vo			

**Installation Manual**

Please refer to : <http://www.meanwell.com/manual.html>