

## Features

- 3 pole AC inlet IEC320-C14, Class I power unit
- Medical safety approved (2 x MOPP) according to ANSI/AAMI ES60601-1 and IEC/BS EN/EN60601-1
- Extremely low leakage current
- No load power consumption < 0.15W
- Energy efficiency level VI and meet CoC Version 5 (Except 5~9V for Level V)
- -30~+70°C wide range working temperature
- Protections: Short circuit / Overload / Over voltage/ Over temperature
- LED indicator for power on
- Lifetime > 105 K hours
- Various DC plug quick adapter accessory available (Plug kit sold sperately, please refer to : [https://www.meanwell.com/upload/pdf/DC\\_plug.pdf](https://www.meanwell.com/upload/pdf/DC_plug.pdf))
- 3 years warranty

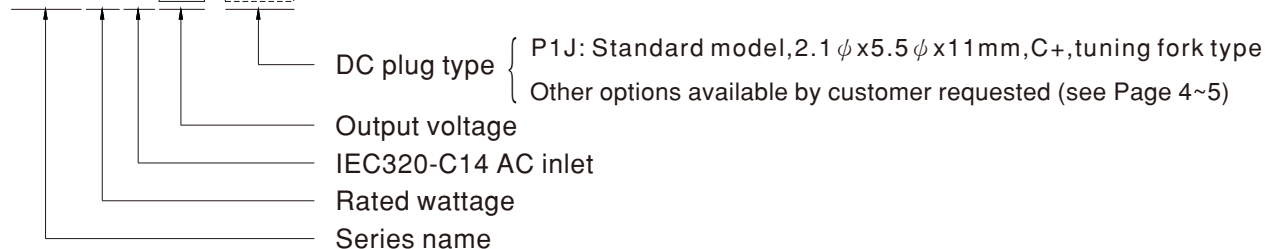
## Description

GSM60A is a highly reliable, 60W desktop style single-output green medical adaptor series. This product is a class I power unit(with FG),equipped with a standard IEC320-C14 AC inlet and adopting the input range from 80VAC to 264VAC. The entire series supplies different models with output voltages between 5VDC and 48VDC that can satisfy the demands for various types of medical electrical devices. The circuitry design meets the international medical standards (2\*MOPP), having an ultra low leakage current (<100μA), fitting the medical devices in direct electrical contact with the patients.

With the efficiency up to 91% and the extremely low no-load power consumption below 0.15W, GSM60A is compliant with USA EISA 2007/DoE , Canada NRCAN, Australia and New Zealand MEPS , EU ErP, and meet Code of Conduct(CoC) Version 5. The supreme feature allows the adaptor to save the energy when it is either under the operating mode or the standby mode. The entire series utilizes the 94V-0 flame retardant plastic case. GSM60A is certified for the international medical safety regulations.

## Model Encoding

**GSM60 A 05 - P1J**



## Applications

- Mobile clinical workstation
- Oral irrigator
- Portable hemodialysis machine
- Breath Machine
- Medical computer monitor

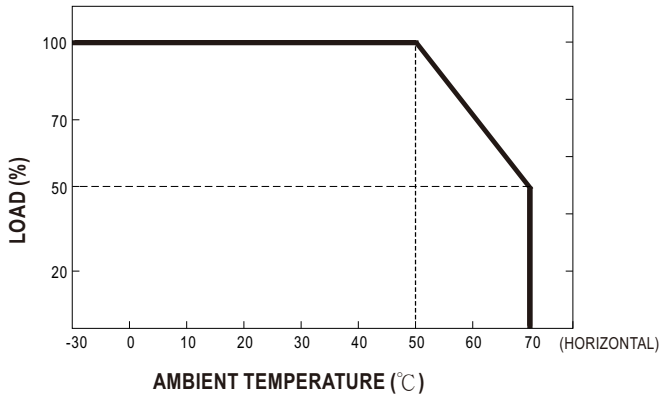
## GTIN CODE

MW Search: <https://www.meanwell.com/serviceGTIN.aspx>

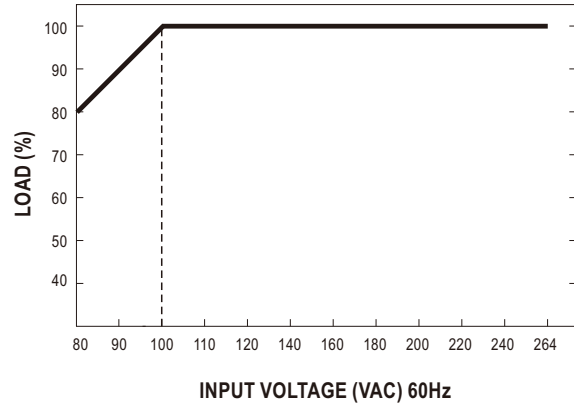
**SPECIFICATION**

ORDER NO.	GSM60A05-P1J	GSM60A07-P1J	GSM60A09-P1J	GSM60A12-P1J	GSM60A15-P1J	GSM60A18-P1J	GSM60A24-P1J	GSM60A48-P1J			
OUTPUT	SAFETY MODEL NO.	GSM60A05	GSM60A07	GSM60A09	GSM60A12	GSM60A15	GSM60A18	GSM60A24	GSM60A48		
	DC VOLTAGE <small>Note.2</small>	5V	7.5V	9V	12V	15V	18V	24V	48V		
	RATED CURRENT	6A	6A	6A	5A	4A	3.33A	2.5A	1.25A		
	CURRENT RANGE	0.1 ~ 6A	0.1 ~ 6A	0.1 ~ 6A	0.1 ~ 5A	0.1 ~ 4A	0.1 ~ 3.33A	0.1 ~ 2.5A	0.1 ~ 1.25A		
	RATED POWER (max.)	30W	45W	54W	60W	60W	60W	60W	60W		
	RIPPLE & NOISE (max.) <small>Note.3</small>	80mVp-p	80mVp-p	100mVp-p	100mVp-p	100mVp-p	120mVp-p	150mVp-p	240mVp-p		
	VOLTAGE TOLERANCE <small>Note.4</small>	±5.0%	±5.0%	±5.0%	±3.0%	±3.0%	±3.0%	±3.0%	±2.5%		
	LINE REGULATION <small>Note.5</small>	±1.0%	±1.0%	±1.0%	±1.0%	±1.0%	±1.0%	±1.0%	±1.0%		
	LOAD REGULATION	±5.0%	±5.0%	±5.0%	±3.0%	±3.0%	±3.0%	±3.0%	±2.5%		
	SETUP, RISE TIME <small>Note.6</small>	1000ms, 30ms / 230VAC    1500ms, 30ms / 115VAC at full load									
HOLD UP TIME (Typ.)	50ms / 230VAC    18ms / 115VAC at full load										
INPUT	VOLTAGE RANGE <small>Note.7</small>	80 ~ 264VAC									
	FREQUENCY RANGE	47 ~ 63Hz									
	EFFICIENCY (Typ.)	81.5%	86%	87.5%	88%	88.5%	89%	90.5%	91.5%		
	AC CURRENT (Typ.)	1.4A / 115VAC    1A / 230VAC									
	INRUSH CURRENT (Typ.)	Cold start 30A/115VAC    60A / 230VAC									
	LEAKAGE CURRENT(max.)	Earth leakage current < 100µA/264VAC , Touch current < 100µA/264VAC									
PROTECTION	OVERLOAD	105 ~ 160% rated output power Protection type : Hiccup mode, recovers automatically after fault condition is removed									
	OVER VOLTAGE	5.2 ~ 7.0V	7.8 ~ 10.2V	9.4 ~ 12.2V	12.6 ~ 16.2V	15.7 ~ 20.3V	18.9 ~ 24.3V	25.2 ~ 32.4V	50.4 ~ 64.8V		
		Protection type : Shut down o/p voltage, re-power on to recover									
	OVER TEMPERATURE	Shut down o/p voltage, re-power on to recover									
ENVIRONMENT	WORKING TEMP.	-30 ~ +70°C (Refer to "Derating Curve")									
	WORKING HUMIDITY	20% ~ 90% RH non-condensing									
	STORAGE TEMP., HUMIDITY	-40 ~ +85°C, 10 ~ 95% RH non-condensing									
	TEMP. COEFFICIENT	±0.03% / °C (0~40°C)									
	VIBRATION	10 ~ 500Hz, 2G 10min./1cycle, period for 60min. each along X, Y, Z axes									
	OPERATING ALTITUDE <small>Note.8</small>	3000 meters									
SAFETY & EMC <small>(Note 9)</small>	SAFETY STANDARDS	IEC 60601-1:2005+A1, TUV BS EN /EN 60601-1:2006+A1+A12+A2, ANSI/AAMI ES60601-1:2005+A2, CAN/CSA C22.2 No. 60601-1:2014+A2, EAC TP TC 004 approved									
	ISOLATION LEVEL	Primary-Secondary: 2xMOPP, Primary-Earth:1xMOPP									
	WITHSTAND VOLTAGE	I/P-O/P:4KVAC    I/P-FG:2KVAC    O/P-FG:SHORT									
	ISOLATION RESISTANCE	I/P-O/P, I/P-FG:100M Ohms / 500VDC / 25°C / 70% RH									
	EMC EMISSION	Parameter	Standard						Test Level / Note		
		Conducted emission	BS EN/EN55011 (CISPR11), J55032(H29)(Only for 12V), FCC PART 15 / CISPR22, CAN ICES-3(B)/NMB-3(B)						Class B		
		Radiated emission	BS EN/EN55011 (CISPR11), J55032(H29)(Only for 12V), FCC PART 15 / CISPR22, CAN ICES-3(B)/NMB-3(B)						Class B		
		Harmonic current	BS EN/EN61000-3-2						Class A		
		Voltage flicker	BS EN/EN61000-3-3						-----		
	EMC IMMUNITY	BS EN/EN60601-1-2, BS EN/EN61204-3									
Parameter		Standard						Test Level / Note			
ESD		BS EN/EN61000-4-2						Level 4, 15KV air ; Level 4, 8KV contact			
RF field susceptibility		BS EN/EN61000-4-3						Level 3, 10V/m( 80MHz~2.7GHz ) Table 9, 9~28V/m( 385MHz~5.78GHz )			
EFT bursts		BS EN/EN61000-4-4						Level 3, 2KV			
Surge susceptibility		BS EN/EN61000-4-5						Level 3, 1KV/Line-Line , 2KV/Line-FG			
Conducted susceptibility		BS EN/EN61000-4-6						Level 3, 10V			
Magnetic field immunity		BS EN/EN61000-4-8						Level 4, 30A/m			
Voltage dip, interruption	BS EN/EN61000-4-11						100% dip 1 periods, 30% dip 25 periods, 100% interruptions 250 periods				
OTHERS	MTBF	3597.9K hrs min.    Telcordia SR-332 (Bellcore) ; 721.1K hrs min.    MIL-HDBK-217F (25°C)									
	DIMENSION	125*50*31.5mm (L*W*H)									
	PACKING	0.25Kg; 40pcs/ 12Kg/1.04CUFT									
CONNECTOR	PLUG	See page 4~5 ; Other type available by customer requested									
	CABLE	See page 4~5 ; Other type available by customer requested									
NOTE	<p>1. All parameters are specified at 230VAC input, rated load, 25°C 70% RH ambient.</p> <p>2. DC voltage: The output voltage set at point measure by plug terminal &amp; 50% load.</p> <p>3. Ripple &amp; noise are measured at 20MHz by using a 12" twisted pair terminated with a 0.1 µ F &amp; 47 µ F capacitor.</p> <p>4. Tolerance: includes set up tolerance, line regulation, load regulation.</p> <p>5. Line regulation is measured from low line to high line at rated load.</p> <p>6. Length of set up time is measured at first cold start. Turning ON/OFF the power supply may lead to increase of the set up time.</p> <p>7. Derating may be needed under low input voltages. Please check the derating curve for more details.</p> <p>8. The ambient temperature derating of 3.5°C/1000m with fanless models and of 5°C/1000m with fan models for operating altitude higher than 2000m(6500ft).</p> <p>9. The power supply is considered as an independent unit, but the final equipment still need to re-confirm that the whole system complies with the EMC directives. For guidance on how to perform these EMC tests, please refer to "EMI testing of component power supplies." (as available on <a href="https://www.meanwell.com/Upload/PDF/EMI_statement_en.pdf">https://www.meanwell.com/Upload/PDF/EMI_statement_en.pdf</a>)</p> <p>※ Product Liability Disclaimer : For detailed information, please refer to <a href="https://www.meanwell.com/serviceDisclaimer.aspx">https://www.meanwell.com/serviceDisclaimer.aspx</a></p>										

### Derating Curve



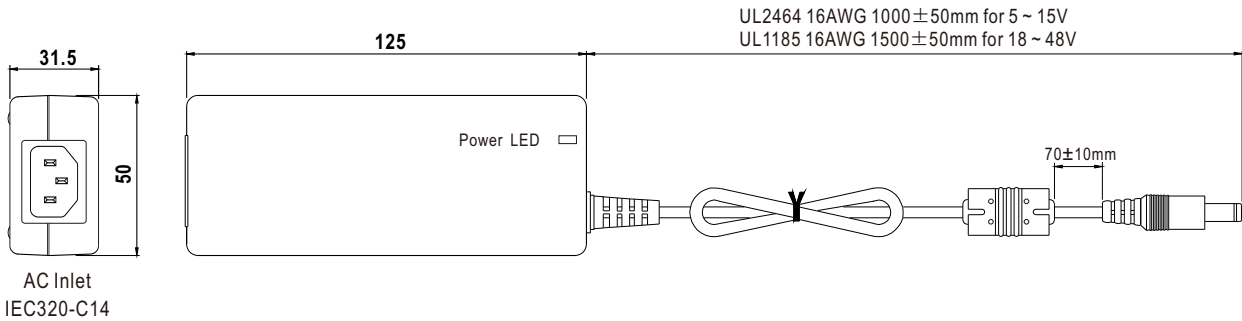
### Static Characteristics



### Mechanical Specification

(Unit: mm, tolerance ± 1mm)

Case No. GS60A



### DC output plug

◎ Standard plug: P1J

P1J	Pin Assignment
	Outside ⊖ ⊕ Inside -V connected to AC FG(standard) -V not connected to AC FG(optional)

◎ DC plug changeable through:



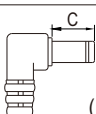


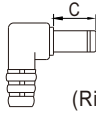


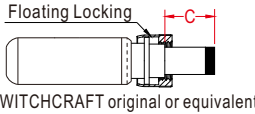




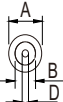
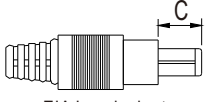
- (1) Customization of the standard part with an optional DC plug according to the table (MOQ applicable)
- (2) Quick adapter accessory (sold separately without MOQ)

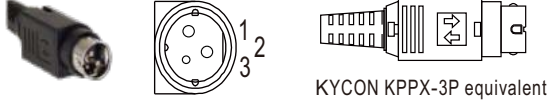
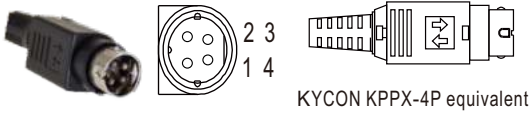
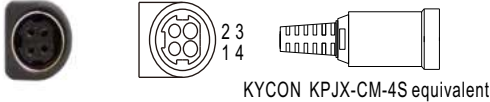


Please refer to below table and online selection guide : [https://www.meanwell.com/upload/pdf/DC\\_plug.pdf](https://www.meanwell.com/upload/pdf/DC_plug.pdf)

Example quick adapter accessory:



◎ Optional DC plug: (Available in customized cable or quick adapter)

Tuning Fork Style		Type No.	A OD	B ID	C L	Quick Adapter Accessory	
 <div style="display: flex; justify-content: space-around;"> <div style="text-align: center;">  <p>(Straight)</p> </div> <div style="text-align: center;">  <p>(Right-angled)</p> </div> </div>	P1I	5.5	2.1	9.5	Available (Current rating: 7.5A max.)		
	P1L	5.5	2.5	9.5			
	P1M	5.5	2.5	11.0			
	P1IR	5.5	2.1	9.5			
	P1JR	5.5	2.1	11.0			
	P1LR	5.5	2.5	9.5			
	P1MR	5.5	2.5	11.0			
Barrel Style		Type No.	A OD	B ID	C L	Quick Adapter Accessory	
 <div style="display: flex; justify-content: space-around;"> <div style="text-align: center;">  <p>(Straight)</p> </div> <div style="text-align: center;">  <p>(Right-angled)</p> </div> </div>	P2I	5.5	2.1	9.5	None		
	P2J	5.5	2.1	11.0			
	P2L	5.5	2.5	9.5			
	P2M	5.5	2.5	11.0			
	P2IR	5.5	2.1	9.5			
	P2JR	5.5	2.1	11.0			
	P2LR	5.5	2.5	9.5			
P2MR	5.5	2.5	11.0				
Lock Style		Type No.	A OD	B ID	C L	Quick Adapter Accessory	
 <div style="display: flex; justify-content: space-around;"> <div style="text-align: center;">  </div> <div style="text-align: center;">  <p>Floating Locking SWITCHCRAFT original or equivalent</p> </div> </div>	P2S(S761K)	5.53	2.03	12.06	None		
	P2K(761K)	5.53	2.54	12.06			
	P2C(S760K)	5.53	2.03	9.52			
	P2D(760K)	5.53	2.54	9.52			
Min. Pin Style		Type No.	A OD	B ID	C L	Quick Adapter Accessory	
 <div style="display: flex; justify-content: space-around;"> <div style="text-align: center;">  </div> <div style="text-align: center;">  <p>EIAJ equivalent</p> </div> </div>	P3A	2.35	0.7	11.0	Available (Current rating: 5A max.)		
	P3B	4.0	1.7	11.0			
	P3C	4.75	1.7	11.0			
Center Pin Style		Type No.	A OD	B ID	C L	D Center Pin	Quick Adapter Accessory
 <div style="display: flex; justify-content: space-around;"> <div style="text-align: center;">  </div> <div style="text-align: center;">  <p>EIAJ equivalent</p> </div> </div>	P4A	5.5	3.4	11.0	1.0	Available (Current rating: 7.5A max.)	
	P4B	6.5	4.4	11.0	1.4		
	P4C	7.4	5.1	11.0	0.6		

Min. DIN 3 Pin with Lock (male)	Type No.	Pin Assignment		Quick Adapter Accessory
		PIN No.	Output	
	R6B	1	+Vo	Available (Current rating: 7.5A max.)
		2	-Vo	
		3	+Vo	
Min. DIN 4 Pin with Lock (male)	Type No.	Pin Assignment		Available (Current rating: 7.5A max.)
	R7B	1	+Vo	
		2	-Vo	
		3	-Vo	
		4	+Vo	
Min. DIN 4 Pin with Lock (female)	Type No.	Pin Assignment		None
	R7BF	1	+Vo	
		2	-Vo	
		3	-Vo	
		4	+Vo	
DIN 5 Pin (male)	Type No.	Pin Assignment		Available (Current rating: 7.5A max.)
	R1B	1	-Vo	
		2	-Vo	
		3	+Vo	
		4	-Vo	
		5	+Vo	
Stripped and tinned leads	Type No.	Pin Assignment		None
 <p>Length of Land L1 by request (MW's standard length, L: <u>25</u> mm, L1: <u>5</u> mm) ( NOTE: The wire color is for reference only, please refer to the actual product)</p>	by customer	1	+Vo	
		2	-Vo	

■ **Installation Manual**

Please refer to : <http://www.meanwell.com/manual.html>