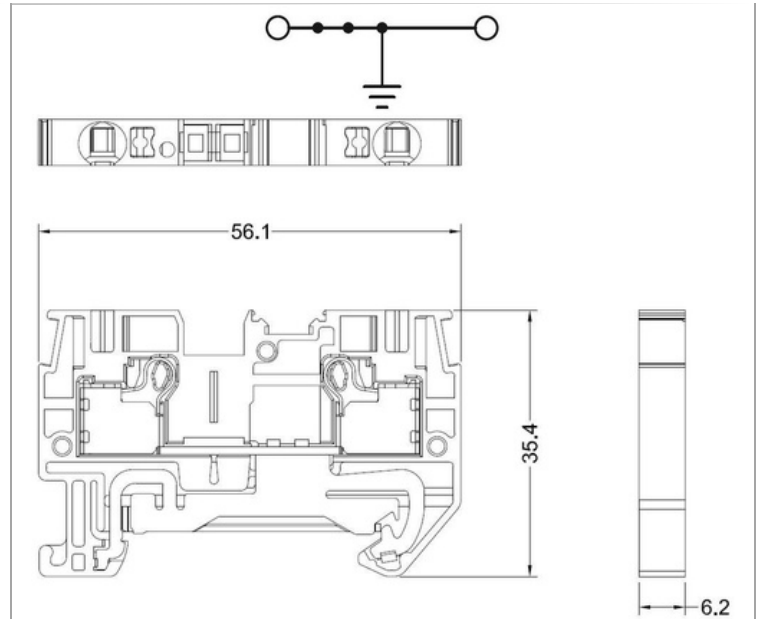



DPT4-PE


PUSH IN

RoHS
Compliant




Product Description

Standards and Regulations

IEC Connection data (60947-7-2) 	
Nominal voltage UN	800V
mm ² /AWG/kcmil	0.14 ~4.0

UL Recognized	
B	
Nominal voltage UN	600V
mm ² /AWG/kcmil	24~10
C	
Nominal voltage UN	600V
mm ² /AWG/kcmil	24~10

cUL Recognized 	
B	
Nominal voltage UN	600V
mm ² /AWG/kcmil	24~10
C	
Nominal voltage UN	600V
mm ² /AWG/kcmil	24~10

Key Commercial Data

Packing unit	1 PC
MOQ Minimum order quantity	50PCS
Weight per Piece (excluding packing)	12.16g
Country of origin	CN



Material information

Insulating material	PA66
UL 94 Flammability rating according to UL	V0
Colour	
Continuous operating temp., max.	105°C
Continuous operating temp., min.	-40°C

Dimensions

Width	56.1mm
Length	6.2mm
Height	35.3mm
Height NS 35/7,5	36.8mm
Height NS 35/15	44.3mm

General information

Number of connections	2
Potentials	1
Nominal cross section	6.2mm
Installation Advice	Rail Mounting
Area of application	
Type of mounting	TS35/7.5 TS35/15
Rated surge voltage	8 Kv
Degree of pollution	3
Overvoltage category	III
Insulating material group	I
Open side panel	yes
Back of the hand protection	guaranteed
Finger protection	guaranteed

Connection data

Connection	1
Connection method	Push in
Stripping length	10~12mm
For the wire end ferrules H1/10 and H1.5/10 of stripping length is to apply.	14mm
Solid conductor(mm ²)	0.2 mm ² ~4.0mm ²
Solid conductor (AWG)	24~10AWG
Fine-stranded conductor(mm ²)	0.2 mm ² ~4.0mm ²
Fine-stranded conductor (AWG)	24~10AWG
Wire connection cross-section, stranded conductor with wire-end ferrules DIN 46228/1	0.5 mm ² ~4.0mm ²
Wire connection cross-section, stranded conductor with wire-end ferrules DIN 46228/4	0.2 mm ² ~4.0mm ²
Blade size	0.4 x 3.5mm